


WHITE DESERT ANTARCTIC CAMPS

DRONNING MAUD LAND, ANTARCTICA

WHITE DESERT IEE UPDATE REPORT
JULY 2020
FIGURE 1.0
WHITE DESERT ANTARCTIC CAMPS



WEDDELL SEA

DEPOT

WHICHAWAY CAMP

ATKA BAY

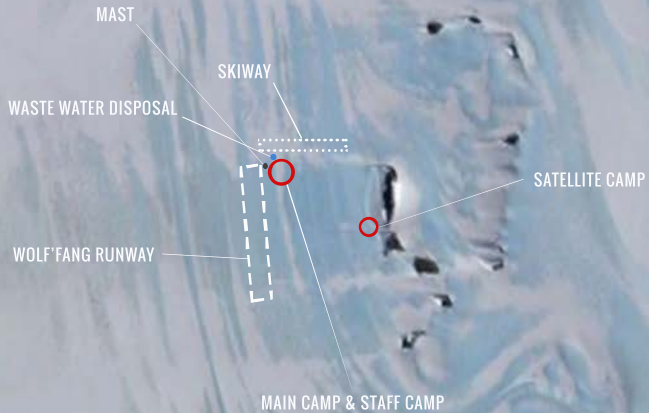
WOLF'S FANG RUNWAY & CAMP

FD83

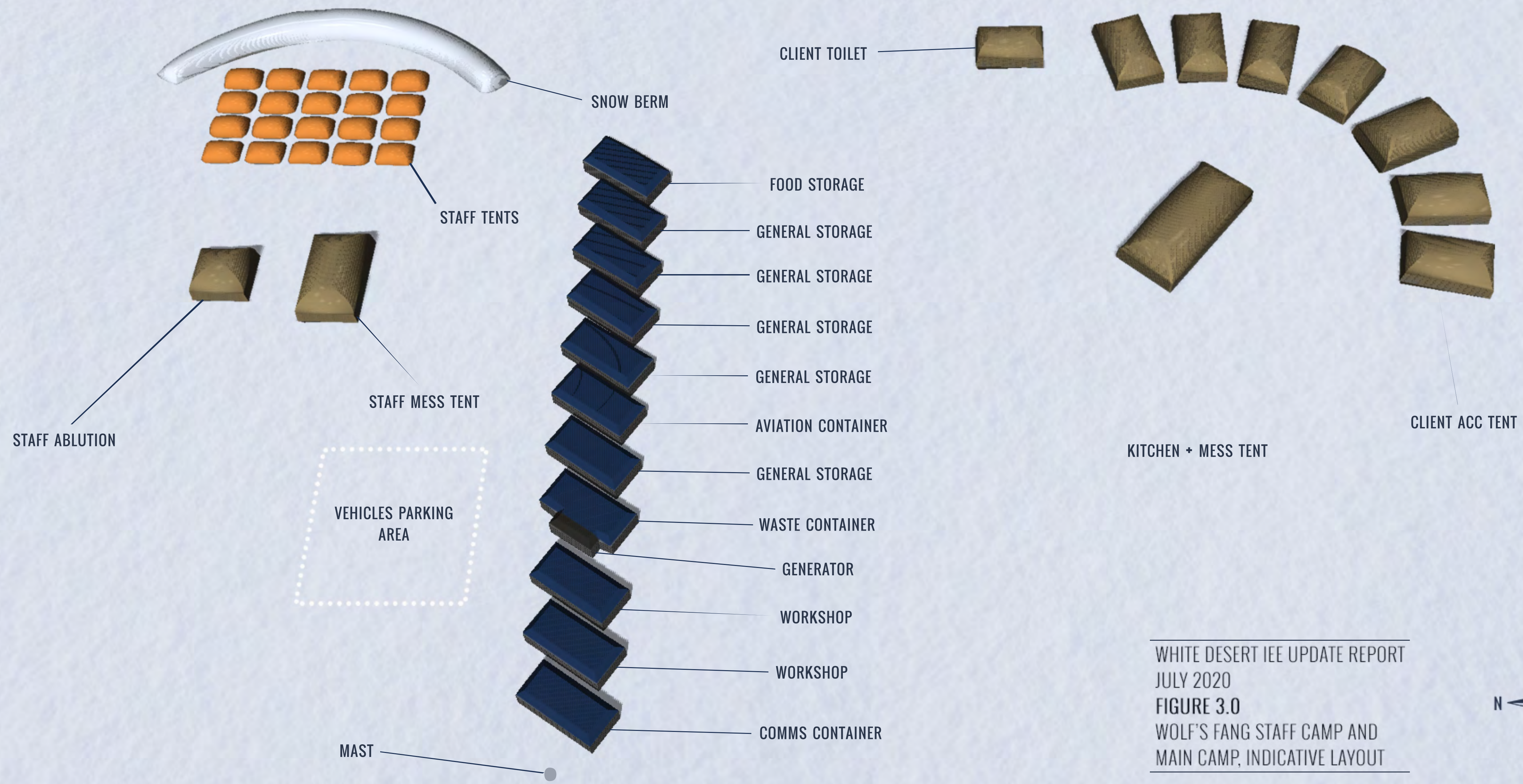


WOLF'S FANG RUNWAY AREA

WHITE DESERT IEE UPDATE REPORT
JULY 2020
FIGURE 2.0
WOLF'S FANG RUNWAY AREA



WOLF'S FANG STAFF CAMP & MAIN CAMP INDICATIVE LAYOUT

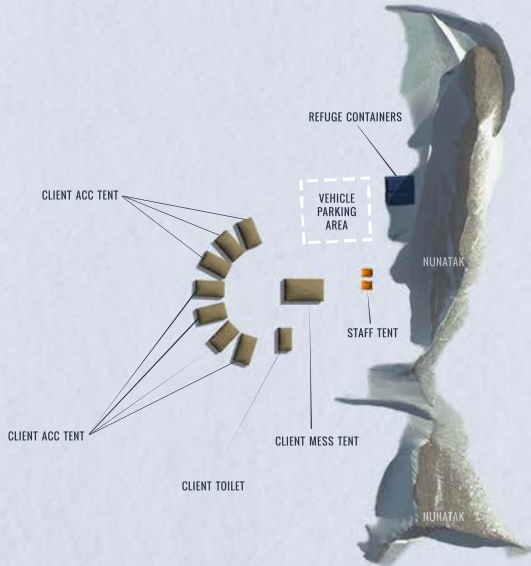


WHITE DESERT IEE UPDATE REPORT
JULY 2020
FIGURE 3.0
WOLF'S FANG STAFF CAMP AND
MAIN CAMP, INDICATIVE LAYOUT




WOLF'S FANG SATELLITE CAMP INDICATIVE LAYOUT

WHITE DESERT IEE UPDATE REPORT
JULY 2020
FIGURE 4.0
WOLF'S FANG SATELLITE CAMP,
INDICATIVE LAYOUT




WHICHAWAY CAMP INDICATIVE LAYOUT

WHITE DESERT IEE UPDATE REPORT
JULY 2020
FIGURE 5.0
WHICHAWAY CAMP, INDICATIVE
LAYOUT



WHICHAWAY CAMP SKIWAY INDICATIVE LAYOUT

WHITE DESERT IEE UPDATE REPORT
JULY 2020
FIGURE 6.0
WHICHAWAY CAMP SKIWAY,
INDICATIVE LAYOUT



ATKA BAY INDICATIVE LAYOUT

WHITE DESERT IEE UPDATE REPORT
JULY 2020
FIGURE 7.0
ATKA BAY, INDICATIVE LAYOUT

SOUTH AFRICA SUMMER STATION



STAFF MESS TENT



VEHICLES PARKING AND
FUEL STORAGE



STAFF TENTS



SKIWAY



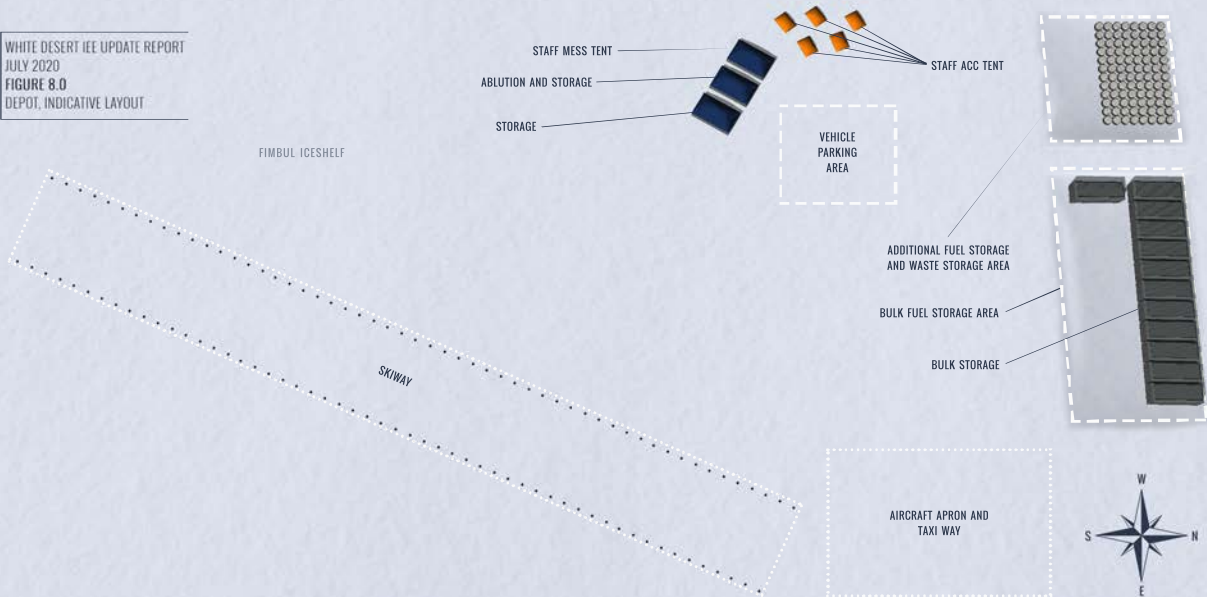
SEA ICE

ICE SHEET

NEUMAYER III STATION



DEPOT INDICATIVE LAYOUT

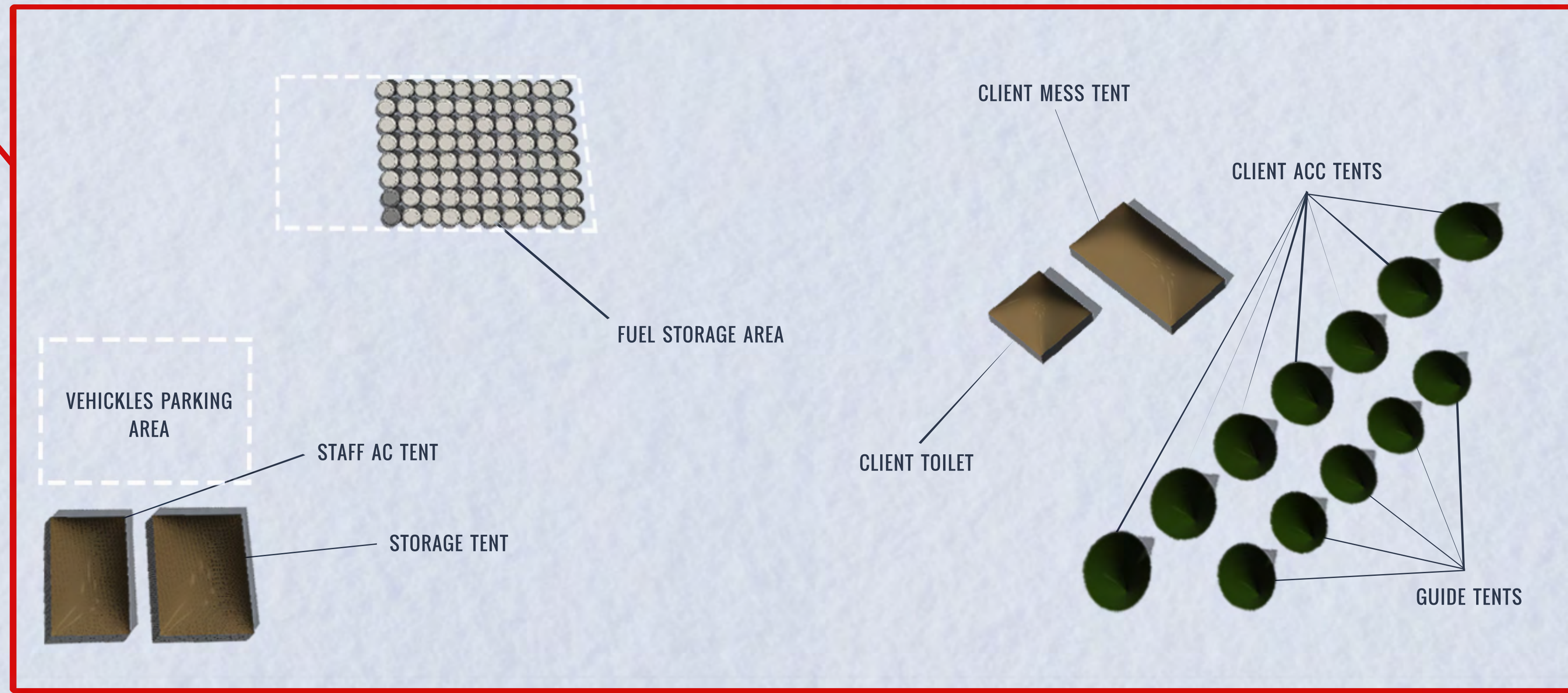


FD83 INDICATIVE LAYOUT



CAMP

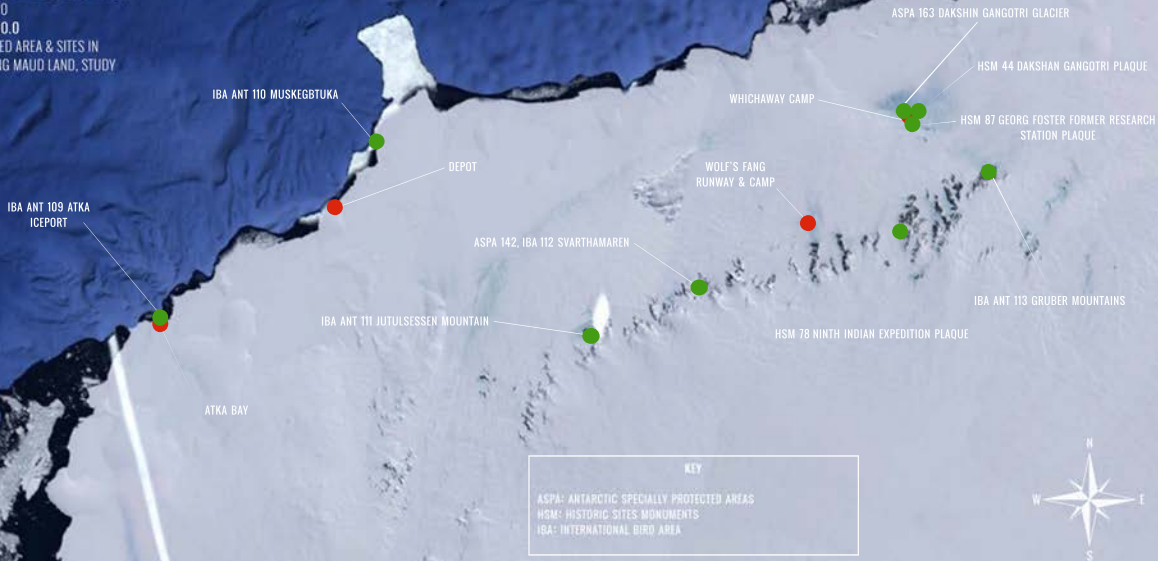
A red dashed rectangular box containing the word "CAMP". A red line extends from the bottom-right corner of this box towards the main camp layout diagram.



WHITE DESERT IEE UPDATE REPORT
JULY 2020
FIGURE 9.0
FD83, INDICATIVE LAYOUT

PROTECTED AREAS & SITES DRONNING MAUD LAND, STUDY AREA

WHITE DESERT IEE UPDATE REPORT
JULY 2020
FIGURE 10.0
PROTECTED AREA & SITES IN
DRONNING MAUD LAND, STUDY
AREA



PROTECTED AREAS & SITES SOUTH POLE STUDY AREA

WHITE DESERT IEE UPDATE REPORT
JULY 2020
FIGURE 11.0
PROTECTED AREAS & SITES IN
SOUTH POLE STUDY AREA



FD83

HSM 4 POLE OF INACCESSIBILITY

HSM 1 SOUTH POLE FLAG MAST

HSM 80 AMUNDSEN'S TENT

ASMA 5 AMUNDSEN-SCOTT SOUTH
POLE STATION

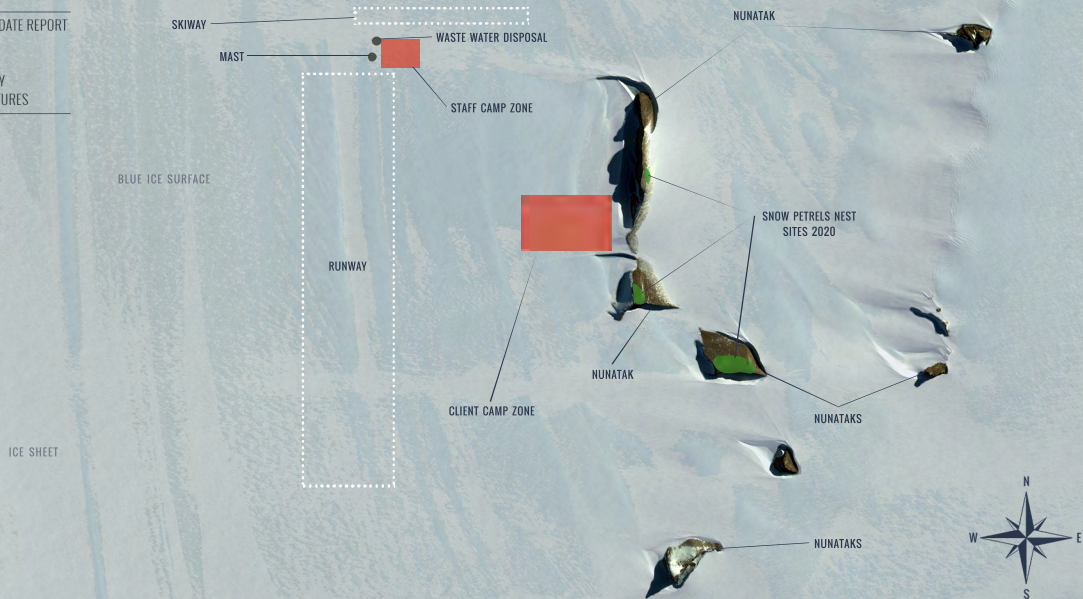
KEY

HSM: HISTORIC SITES MONUMENTS
ASMA: ANTARCTIC SPECIAL MANAGED AREA



WOLF'S FANG RUNWAY ENVIRONMENTAL FEATURES

WHITE DESERT ICE UPDATE REPORT
JULY 2020
FIGURE 12.0
WOLF'S FANG RUNWAY
ENVIRONMENTAL FEATURES



WHICHAWAY CAMP ENVIRONMENTAL FEATURES

WHITE DESERT ICE UPDATE REPORT
JULY 2020
FIGURE 13.0
WHICHAWAY CAMP
ENVIRONMENTAL FEATURES



ATKA BAY ENVIRONMENTAL FEATURES

WHITE DESERT ICE UPDATE REPORT
JULY 2020
FIGURE 14.0
ATKA BAY ENVIRONMENTAL
FEATURES

